

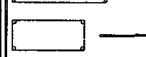



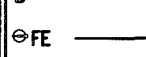

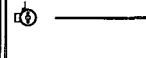
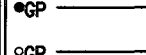










SYMBOL LEGEND

	SINGLE BUNKER
	DOUBLE BUNKER
	STOCK TRUCK
	WIRE RACK
	COOLER RACK
	DUNNAGE RACK
	HANGING SCALE
	BAG RACK
	FIRE EXTINGUISHER
	HOSE CONNECTION
	EYE WASH STATION
	NEW GUARD POST
	EXISTING GUARD POST
	NEW EVAPORATOR
	EXISTING EVAPORATOR
	NEW AIR CURTAIN
	EXISTING AIR CURTAIN
	CMU WALL
	STUD FRAMED WALL
	NEW COOLER PANEL
	POWERED TRELLIS
	NON-POWERED TRELLIS

REGISTRATION CASE LOGNO								WORK ORDER NO.	
#	MAN.	MODEL	SIZE	DESCRIPTION	INT.	EXT.	AGE		
				EXISTING					
01	KW	QDBL1	8'-0"	SELF-SERVE COLD DELI	BLK	RGE	13		
02	KW	QDBL1	8'-0"	SELF-SERVE COLD DELI	BLK	RGE	13		
03	WV	PTD-54	12'-0"	FROZEN SELF-SERVE	BLK	RGE	13		
04	BRK	PT-54	8'-0"	SELF-SERVE COLD DELI	BLK	RGE	13		
05	BRK	PT-48	12'-0"	SELF-SERVE REFRIG. BAKERY	BLK	RGE	13		
06	KW	MSV14	7'-6"	FROZEN BAKERY	WHI	RGE	00		
07	KW	QDBL1	8'-0"	PRODUCE MULTI-DECK	BLK	RGE	13		
08	KW	QDBL1	8'-0"	PRODUCE MULTI-DECK	BLK	RGE	13		
09	KW	QDBL1	12'-1"	PRODUCE MULTI-DECK	BLK	RGE	13		
10	KW	HZV1	12'-0"	PRODUCE SINGLE-DECK	BLK	RGE	08		
11	KW	HZV1	8'-0"	PRODUCE SINGLE-DECK	BLK	RGE	08		
12	KW	DXGLN	8'-0"	PRODUCE MULTI-DECK	BLK	RGE	13		
13	KW	DXGLN	8'-0"	PRODUCE MULTI-DECK	BLK	RGE	13		
14	KW	QM4A1	8'-0"	FOUR DECK MEAT	BLK	BLK	13		
15	KW	QM4A1	8'-0"	FOUR DECK MEAT	BLK	BLK	13		
16	KW	MAN1	12'-1"	FOUR DECK MEAT	BLK	BLK	00		
17	KW	MAN1	12'-1"	FOUR DECK MEAT	BLK	BLK	00		
18	KW	MAN1	8'-0"	FOUR DECK MEAT	BLK	BLK	00		
19	KW	ILI	8'-0"	SEAFOOD PROMO	BLK	BLK	00		
20	KW	ILI	8'-0"	SEAFOOD PROMO	BLK	BLK	00		
21	KW	DBL1	12'-1"	LUNCH MEAT	BLK	BLK	00		
22	KW	DBL1	12'-1"	LUNCH MEAT	BLK	BLK	00		
23	KW	DBL1	12'-1"	LUNCH MEAT	BLK	BLK	00		
24	KW	LSV14	12'-6"	FROZEN MEAT/FROZEN	WHI	RGE	00		
25	KW	LSV14	12'-6"	FROZEN MEAT/FROZEN	WHI	RGE	00		
26	KW	LSV14	12'-6"	FROZEN MEAT/FROZEN	WHI	RGE	00		
27	KW	DBL1	12'-1"	DAIRY	BLK	RGE	00		
28	KW	DBL1	12'-1"	DAIRY	BLK	RGE	00		
29	KW	DBL1	12'-1"	DAIRY	BLK	RGE	00		
30	KW	DBL1	12'-1"	DAIRY	BLK	RGE	00		
31	KW	DBL1	12'-1"	DAIRY	BLK	RGE	00		
32	KW	DBL1	12'-1"	DAIRY	BLK	RGE	00		
33	KW	DBL1	12'-1"	DAIRY	BLK	RGE	00		
34	KW	DBL1	12'-1"	DAIRY	BLK	RGE	00		
35	KW	MSV14	7'-6"	ICE CREAM END CAP	WHI	RGE	00		
36	KW	MSV14	12'-6"	ICE CREAM	WHI	RGE	00		
37	KW	MSV14	12'-6"	ICE CREAM	WHI	RGE	00		
38	KW	MSV14	12'-6"	ICE CREAM	WHI	RGE	00		
39	KW	LSV14	10'-0"	FROZEN FOOD	WHI	RGE	00		
40	KW	LSV14	7'-6"	FROZEN FOOD END CAP	WHI	RGE	00		
41	KW	LSV14	10'-0"	FROZEN FOOD	WHI	RGE	00		
42	KW	LSV14	10'-0"	FROZEN FOOD	WHI	RGE	00		
43	KW	LSV14	12'-6"	FROZEN FOOD	WHI	RGE	00		
44	KW	LSV14	12'-6"	FROZEN FOOD	WHI	RGE	00		
45	KW	LSV14	12'-6"	FROZEN FOOD	WHI	RGE	00		
46	KW	LSV14	10'-0"	FROZEN FOOD	WHI	RGE	00		
47	KW	LSV14	12'-6"	FROZEN FOOD	WHI	RGE	00		
48	KW	LSV14	12'-6"	FROZEN FOOD	WHI	RGE	00		
49	KW	LSV14	12'-6"	FROZEN FOOD	WHI	RGE	00		
50	KW	LSV14	10'-0"	FROZEN FOOD	WHI	RGE	00		
51	KW	LSV14	12'-6"	FROZEN FOOD	WHI	RGE	00		
52	KW	LSV14	10'-0"	FROZEN FOOD	WHI	RGE	00		
53	KW	LSV14	12'-6"	FROZEN FOOD	WHI	RGE	00		
54	KW	LSV14	10'-0"	FROZEN FOOD	WHI	RGE	00		

● QTY: 0 — CSSLP-3-24-FOODLION
24" CHROME CORNER
POST WITH DOME TOP

◇ QTY: 16 — UNI-GUARD-26.5
CORNER PROTECTOR

Q QTY: 10 — EXISTING CORNER
PROTECTOR

PROVIDED BY FOOD LION, INSTALLED
BY THE GENERAL CONTRACTOR

PRODUCE			WOOD FIX
QTY	PLAN ID#	DESCRIPTION	
0	P-A	WRAP AROUND END CAP	
0	P-B	WRAP AROUND END CAP	
0	P-C	SPICE RACK END CAP	
0	P-D	45" EURO TABLE	
0	P-E	45" CASE EXTENDER	
0	P-F	36"x36" ORCHARD BIN	
0	P-G	72" TOMATO ISLAND	
0	P-H	5' BAKED POTATO TABLE (MEDIUM)	
0	P-J	POTATO END CAP	
0	P-K	42" EURO TABLE	
0	P-L	42" CASE EXTENDER	
0	P-M	NESTING TABLES (5 PC)	
0	P-N	3' ELEVATED ORCHARD BIN	
0	P-O	BARBED POTATO DISPLAY	
0	P-P	PRODUCE SPICE RACK	
0	P-Q	36" CASE EXTENDER	
0	P-R	GARDEN COOLER SNACK FIXTURE	
0	P-S	50" CASE EXTENDER	
0	P-T	60" BANANA TABLE (LARGE)	
0	P-U	3" SNACK FIXTURE	
0	P-V	8" SNACK FIXTURE	
0	P-W	6x3" SNACK FIXTURE	
0	P-X	SEASONAL WEDGE BIN	
0	P-Y	POTATO/ONION DISPLAY	
0	P-Z	PITSACHIO END CAP	
0	P-AA	POTATO/ONION END CAP	
0	P-AB	BANANA END CAP	
0	P-AC	SEASONAL SQUARE BIN	
0	P-AD	POTATO/ONION DISPLAY W/DRAW	
0	P-AE	60" POTATO ISLAND	
0	P-AF	FRESH TO FRONT FIXTURE	
0	P-AG	CONSUMER FLORAL FIXTURE	
0	P-AH	30"D WRAP AROUND END	
0	P-AJ	FLORAL NESTING TABLES (3 PC)	
0	P-AL	CONSUMER FLORAL (CURVED)	
0	P-AM	POTATO/ONION SPICE RACK END	
0	P-AN	POTATO/ONION END	
0	P-AO	POTATO/ONION BIN (LEFT)	
0	P-AP	POTATO/ONION BIN (RIGHT)	

AREAS - SQ.FT.		EXISTING	REVISED
TOTAL EXTERIOR STORE		28,457	28,457
SUPPORT		9,114	9,114
SALES AREA		18,677	18,677
TOTAL INTERIOR STORE		27,791	27,791
PRODUCE PREP		595	595
MEAT PREP		610	610
DELI-BAKERY PREP		997	997
SEAFOOD PREP		0	0
PHARMACY		0	0
GROCERY STAGING		2702	2702
GROCERY BUNKERS		12	12
SALES : SUPPORT RATIO		2.05 : 1	2.05 : 1
SALES : GROCERY STAGING RATIO		6.91 : 1	6.91 : 1
COOLERS & FREEZERS - SQ.FT.			
PRODUCE COOLER		266	266
STORAGE FREEZER		272	272
ICE CREAM FREEZER		134	134
DAIRY COOLER		312	312
MEAT COOLER		235	235
TRAY COOLER		0	0
MEAT FREEZER		81	81
SEAFOOD COOLER		0	0
DELI-BAKERY FREEZER		149	149
DELI-BAKERY COOLER		83	83
PRODUCE			
PRODUCE : SINGLE-DECK		20	20
PRODUCE : MULTI-DECK		52	52
PRODUCE : ISLAND REFRIG.		0	0
FLORAL		0	0
HISPANIC		0	0
DELI/BAKERY			
COLD DELI : SERVICE		0	0
COLD DELI : SELF-SERVE		22	22
COLD DELI : SERVICE/SELF-SERVE		12	12
COLD DELI : SANDWICH STATION		0	0
COLD DELI : ISLANDS		0	0
HOT DELI : SELF-SERVE		4	4
HOT DELI : SERVICE/SELF-SERVE		0	0
HOT DELI : ISLANDS		4	4
SUSHI		0	0
BAKERY : SELF-SERVE REFRIG.		12	12
BAKERY : SELF-SERVE NONREFRIG.		8	8
REACH IN FROZEN BAKERY		3 DOORS	3 DOORS
HMS : SELF-SERVE		0	0
REACH IN FROZEN HMS		0	0
MEAT			
MEAT : SERVICE		0	0
MEAT : ONE/TWO DECK		0	0
MEAT : FOUR/FIVE/SIX DECK		48	48
MEAT : PROMO		0	0
LUNCH MEAT		36	36
REACH IN FROZEN MEAT/SEAFOOD		5 DOORS	5 DOORS
SEAFOOD : SERVICE		0	0
SEAFOOD : ONE/TWO DECK		0	0
SEAFOOD : PROMO		0	0
REACH IN FROZEN SEAFOOD		0	0
GROCERY			
DAIRY : FRONT LOAD		96	96
DAIRY BROW		0	0
DAIRY : REAR LOAD		0	0
REACH IN FROZEN FOOD		71 DOORS	69 DOORS
REACH IN ICE CREAM		15 DOORS	15 DOORS
REACH IN TOTAL		86 DOORS	84 DOORS
FROZEN FOOD END CAP		9 DOORS	9 DOORS
ICE CREAM END CAP		3 DOORS	3 DOORS
BEER		0	0
WINE		0	0
NATURE'S PLACE		0	0
REACH IN FROZEN NATURE'S PLACE		0	0
SHELVING - LINEAR FEET			
LOW GONDOLA		100	76
LOW SHELVING		41	34
SUB-TOTAL		141	110
HIGH GONDOLA		952	968
HIGH SHELVING		66	86
SUB-TOTAL		1018	1054
GRAND TOTAL SHELVING		1159	1164
FIGURES LEGEND			
PRODUCE CONTINUED			
QTY	MODEL#	DESCRIPTION	
0	P-AQ	GARDEN COOLER TABLE END CAP	
0	P-AR	GARDEN COOLER TABLE END CAP	
0	P-AS	LARGE TOMATO ISLAND	
0	P-AT	SM GARDEN COOLER SNACK RACK	
0	P-AU	LARGE WRAP AROUND END	
0	P-AV	LARGE CRETE END	
0	P-AW	LARGE END CAP	
DELI/BAKERY			
QTY	MODEL#	DESCRIPTION	
0	D-A	4" BREAD WALL	
0	D-B	TWO-TIERED SATELLITE TABLE	
0	D-C	5PC NESTING TABLE	
0	D-D	BAKERY ISLAND	
0	D-E	DUAL END CAP	
0	D-F	HIGH VOLUME ISLAND	
0	D-G	8" BREAD WALL	
0	D-H	3PC NESTING TABLE	
0	D-J	INLINE BREAD WALL	
0	D-K	PASTRY BIN	
0	D-L	DELI SNACK FIXTURE	
0	D-M	48" INLINE BREAD WALL	
REFRIGERATED			
QTY	MODEL#	DESCRIPTION	
0	R-A	3'x8" REFRIG BIN SLANT	
0	R-B	3'x3" REFRIG BIN SLANT	
0	R-C	4'x4" REFRIG BIN SLANT	
0	R-E	5'x5" REFRIG BERRY QUAD	
0	R-F	3'x6" REFRIG BIN SLANT	
0	R-G	3'x6" HIGH BACK REFRIG BIN SLANT	
0	R-H	4'x4" REFRIG BIN SLANT-REAR SHELF	
GENERAL			
0	G-A	LOCAL RACK - FREESTANDING	
0	G-B	LOCAL RACK - BOOKSHELF	
0	G-C	6 SIDED REUSABLE BAG RACK	
1	G-D	3 SIDED REUSABLE BAG RACK	